



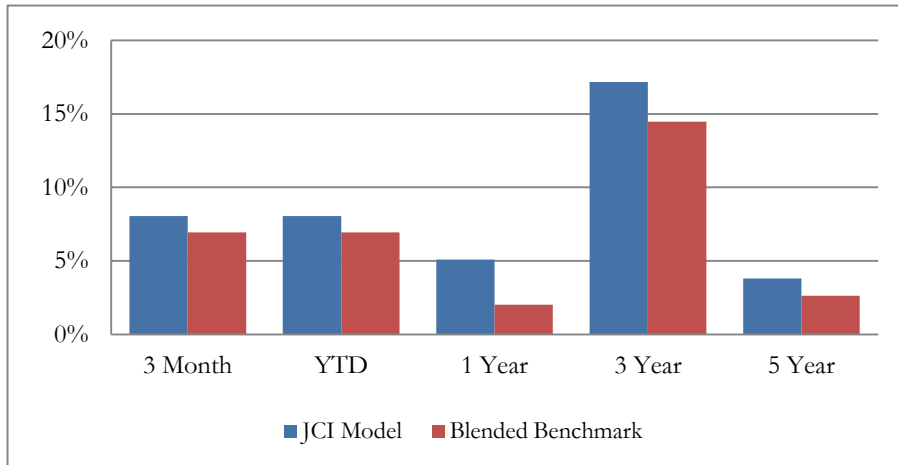
Strategy Overview

Objective

This portfolio is comprised of passively managed exchange traded funds (ETFs). The investment objective is to achieve growth of capital over a five year or longer holding period while incurring moderate performance risk. The portfolio should perform in line with a combination of market benchmarks which include: domestic and international equity, bond and commodity indices.

Suitability

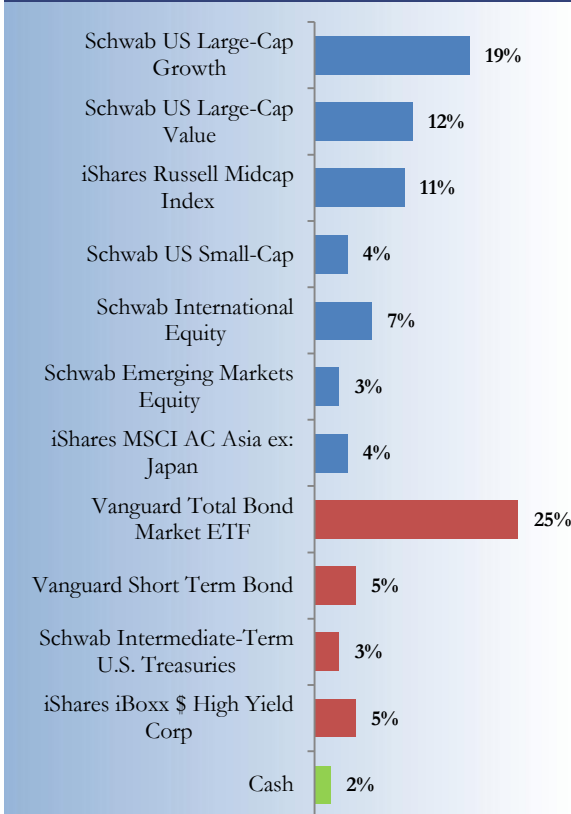
The JCI Moderate Income PortfolioSM is designed for the investor seeking growth of capital through ownership of stocks, bonds, and commodities. Investors should have a moderate tolerance for performance risk, be able to continue this investment strategy even in the event of portfolio declines and have an investment holding period of at least five years or longer.



	3 Month	YTD	1 Yr	3 yr	5 Yr
JCI Model	8.04%	8.04%	5.10%	17.17%	3.80%
Blended Benchmark	6.94%	6.94%	2.01%	14.48%	2.62%
<i>Excess Return</i>	<i>1.10%</i>	<i>1.10%</i>	<i>3.09%</i>	<i>2.69%</i>	<i>1.18%</i>

Performance as of 3/31/2012

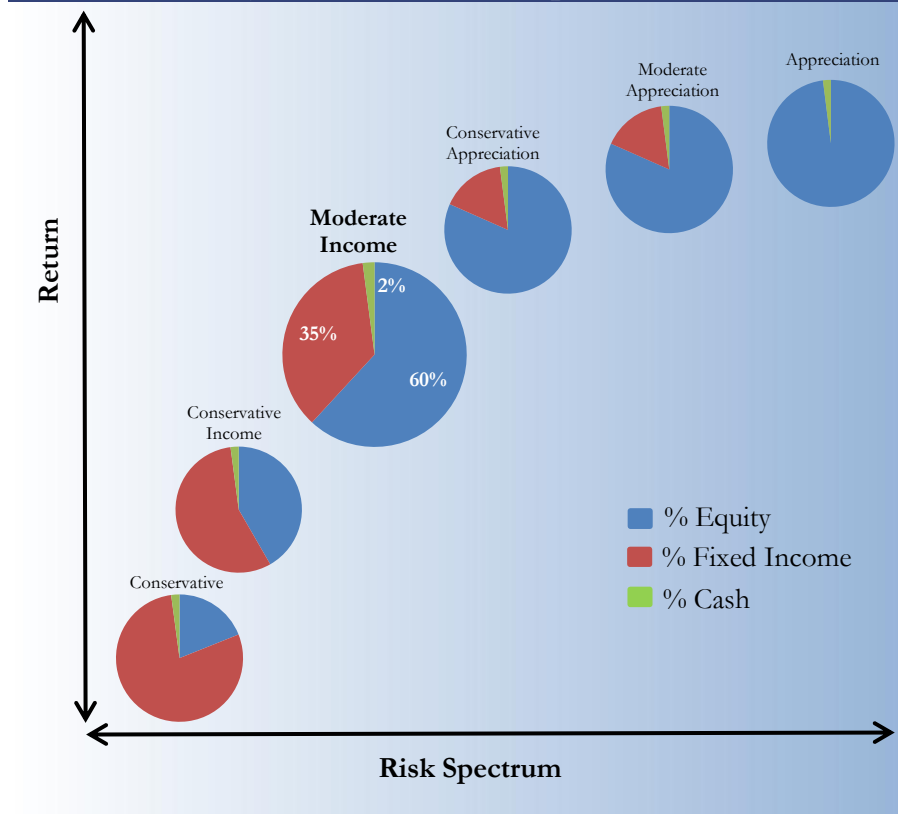
Portfolio Diversification



The ETF model portfolios above reflect the hypothetical, monthly rebalanced performance of this combination of ETFs over various time periods. These figures do not reflect the performance of an actual account or a group of actual accounts. The historical performance has been spliced with the performance of the ETF benchmark prior to inception of the ETF product. The performance figures are gross of all advisory, research, transaction and custodial fees. Past Performance is no guarantee of future results. Clients should consult with their personal financial advisor with respect to the appropriateness of implementing this strategy for their financial circumstances.

This document is designed to assist investors in evaluating investment strategies comprised of exchange traded funds (ETFs) and is not to be distributed or used for any other purpose. Investors should consult with their personal financial advisor with respect to the appropriateness of implementing this strategy for their financial circumstances.

JCI Portfolios Risk Spectrum



These figures do not reflect the performance of an actual account or a group of actual accounts. Therefore, an investor's actual or net performance results will likely vary from those shown above. The investment return and principal value of an investment in a JCI Portfolio will fluctuate daily so at the time an investor redeems their portfolio it may be worth more or less than their original investment value.

Jolliffe Capital, Inc., an independent investment management firm, has received information in this document from Capital Market Consultants (CMC). CMC has compiled information from market index providers and other third party information sources they believe to be reliable. The JCI Portfolio strategy above reflects the hypothetical, annually rebalanced performance of this combination of investment managers and or funds over various time periods selected by CMC. The performance information and data presented on this investment profile are received at calendar quarter-end but are not independently verified. While it is believed that these performance data faithfully reflect each funds historical track record of investment returns and risk, past performance is no guarantee of future results.